



Remodeling
Cost@Value
Report 2010-11

www.costvsvalue.com

PROJECT TYPE	JACKSONVILLE			SOUTH ATLANTIC			2010 NATIONAL AVERAGES		
	Job Cost	Resale Value	Cost Recouped	Job Cost	Resale Value	Cost Recouped	Job Cost	Resale Value	Cost Recouped
MIDRANGE									
Attic Bedroom Remodel	\$42,475	\$29,077	68.5%	\$45,591	\$33,921	74.4%	\$51,428	\$37,142	72.2%
Backup Power Generator	13,181	6,206	47.1%	13,575	7,380	54.4%	14,718	7,136	48.5%
Basement Remodel	53,627	38,688	72.1%	57,627	45,757	79.4%	64,519	45,186	70.0%
Bathroom Addition	34,014	16,554	48.7%	36,496	20,115	55.1%	40,710	21,695	53.3%
Bathroom Remodel	14,334	7,575	52.8%	15,252	9,950	65.2%	16,634	10,668	64.1%
Deck Addition (wood)	9,183	6,844	74.5%	9,916	7,670	77.3%	10,973	7,986	72.8%
Deck Addition (composite)	14,403	8,609	59.8%	14,844	9,980	67.2%	15,620	10,337	66.2%
Entry Door Replacement (steel)	990	4,855	490.2%	1,098	1,488	135.5%	1,218	1,243	102.1%
Entry Door Replacement (fiberglass)	3,151	2,320	73.6%	3,348	2,117	63.2%	3,576	2,147	60.0%
Family Room Addition	72,430	43,716	60.4%	76,663	49,914	65.1%	85,740	53,624	62.5%
Garage Addition	51,811	28,813	55.6%	54,975	34,601	62.9%	60,608	35,876	59.2%
Garage Door Replacement	1,139	1,142	100.2%	1,178	1,079	91.6%	1,291	1,083	83.9%
Home Office Remodel	26,622	10,778	40.5%	27,223	13,122	48.2%	28,888	13,235	45.8%
Major Kitchen Remodel	53,587	34,781	64.9%	55,004	38,713	70.4%	58,367	40,126	68.7%
Master Suite Addition	90,949	59,688	65.6%	96,845	65,195	67.3%	108,090	68,146	63.0%
Minor Kitchen Remodel	20,273	14,466	71.4%	20,762	15,358	74.0%	21,695	15,790	72.8%
Roofing Replacement	17,342	13,089	75.5%	18,714	12,590	67.3%	21,488	12,780	59.5%
Siding Replacement (vinyl)	9,559	6,368	66.6%	10,347	7,917	76.5%	11,357	8,223	72.4%
Sunroom Addition	67,240	32,844	48.8%	70,099	35,167	50.2%	75,224	36,540	48.6%
Two-Story Addition	149,569	96,500	64.5%	150,485	100,573	66.8%	165,243	107,338	65.0%
Window Replacement (vinyl)	9,442	6,781	71.8%	9,965	7,705	77.3%	11,066	7,920	71.6%
Window Replacement (wood)	10,443	7,256	69.5%	10,873	8,011	73.7%	12,027	8,707	72.4%
UPSCALE									
Bathroom Addition	\$68,442	\$31,206	45.6%	\$71,922	\$39,315	54.7%	\$78,409	\$41,562	53.0%
Bathroom Remodel	47,689	25,730	54.0%	49,894	29,984	60.1%	53,759	30,738	57.2%
Deck Addition (composite)	35,766	20,434	57.1%	36,620	21,611	59.0%	38,382	22,154	57.7%
Garage Addition	78,140	37,578	48.1%	82,230	46,079	56.0%	90,053	48,278	53.6%
Garage Door Replacement	3,398	2,636	77.6%	3,445	2,595	75.3%	3,545	2,476	69.8%
Grand Entrance	6,528	4,872	74.6%	7,073	4,703	66.5%	7,700	4,979	64.7%
Major Kitchen Remodel	107,100	62,872	58.7%	109,003	66,560	61.1%	113,464	67,746	59.7%
Master Suite Addition	206,368	109,719	53.2%	214,431	119,585	55.8%	232,062	122,370	52.7%
Roofing Replacement	29,694	21,121	71.1%	32,962	20,121	61.0%	38,022	21,120	55.5%
Siding Replacement (fiber-cement)	13,001	10,672	82.1%	13,106	11,197	85.4%	13,382	10,707	80.0%
Siding Replacement (foam-backed vinyl)	11,922	8,352	70.1%	12,860	9,774	76.0%	13,973	10,119	72.4%
Window Replacement (vinyl)	12,139	9,047	74.5%	12,878	10,027	77.9%	14,284	10,368	72.6%
Window Replacement (wood)	16,263	10,597	65.2%	16,760	11,667	69.6%	18,226	12,303	67.5%

Project Descriptions

Midrange

ATTIC BEDROOM REMODEL

Convert unfinished attic space to a 15-by-15-foot bedroom and a 5-by-7-foot bathroom with shower. Include a 15-foot shed dormer, four new windows, and closet space under the eaves. Insulate and finish ceiling and walls. Carpet floor. Extend existing HVAC to new space; provide electrical wiring and lighting to code. Retain existing stairs, but add rail and baluster around stairwell.

BACKUP POWER GENERATOR

Install modular electrical backup system with capacity for providing 70 amps of emergency power in two 240-volt circuits and six 120-volt circuits. Assume existing propane gas supply. Include generator mounted on 2-by-4-foot concrete or composite pad, automatic transfer switch, load center, exterior disconnect, and grounding rod. Include 30 feet of conduit and electrical cable for generator connections; grounded cable for circuits; 5 feet of flexible fuel line for connection to existing rigid gas supply line; and automotive-type storage battery.

BASEMENT REMODEL

Finish the lower level of a house to create a 20-by-30-foot entertaining area with wet bar and a 5-by-8-foot full bathroom; construct 24 linear feet of finished partition to enclose mechanical area. Walls and ceilings are painted drywall throughout; exterior walls are insulated; painted trim throughout. Include five six-panel factory-painted hardboard doors with passage locksets. Electrical wiring to code.

Main room: Include 15 recessed ceiling light fixtures and three surface-mounted light fixtures, and a snap-together laminate flooring system.

Bathroom: Include standard white toilet, vanity with cultured marble top, resilient vinyl flooring, two-piece fiberglass shower unit, a light/fan combination, vanity light fixture, recessed medicine cabinet, towel and

paper-holder hardware.

Bar area: Include 10 linear feet of raised-panel oak cabinets with laminate countertops, stainless steel bar sink, single-lever bar faucet, undercounter refrigerator, and vinyl floor tile.

BATHROOM ADDITION

Add a full 6-by-8-foot bathroom over a crawlspace with poured concrete walls. Include cultured-marble vanity top with molded sink; standard chrome faucets; 30-by-60-inch white fiberglass tub/shower with ceramic tile surround; single-lever temperature and pressure-balanced faucet; white low-profile toilet; general and spot lighting; electrical wiring to code; mirrored medicine cabinet; linen storage closet or cabinet; vinyl wallpaper; painted trim; and ceramic tile floor.

BATHROOM REMODEL

Update an existing 5-by-7-foot bathroom. Replace all fixtures to include 30-by-60-inch porcelain-on-steel tub with 4-by-4-inch ceramic tile surround; new single-lever temperature and pressure-balanced shower control; standard white toilet; solid-surface vanity counter with integral sink; recessed medicine cabinet with light; ceramic tile floor; vinyl wallpaper.

DECK ADDITION (WOOD)

Add a 16-by-20-foot deck using pressure-treated joists supported by 4x4 posts anchored to concrete piers. Install pressure-treated deck boards in a simple linear pattern. Include a built-in bench and planter of the same decking material. Include stairs, assuming three steps to grade. Provide a complete railing system using pressure-treated wood posts, railings, and balusters.

DECK ADDITION (COMPOSITE)

Add a 16-by-20-foot deck using pressure-treated joists supported by 4x4 posts anchored to concrete piers. Install composite deck material in a simple linear pattern. Include a built-in bench and planter of the same decking

material. Include stairs, assuming three steps to grade. Provide a complete railing using a matching system made of the same composite as the decking material.

ENTRY DOOR REPLACEMENT (STEEL)

Remove existing 3-0/6-8 entry door and jambs and replace with new 20-gauge steel unit, including clear dual-pane half-glass panel, jambs, and aluminum threshold with composite stop. Door is factory finished with same color both sides. Exterior brick-mold and 2.5-inch interior colonial or ranch casings in poplar or equal prefinished to match door color. Replace existing lockset with new bored-lock in brass or antique-brass finish.

ENTRY DOOR REPLACEMENT (FIBERGLASS)

Remove existing 3-0/6-8 entry door and jambs and replace with new fiberglass unit with simulated wood grain, stained same color both sides; dual-pane, decorative half-glass panel with zinc coming; PVC-wrapped exterior trim in color to match existing trim; 2.5-inch interior colonial or ranch casings in hardwood stained to match door. Replace existing lockset with mortise lock with lever handle and integrated deadbolt in oil-rubbed bronze or satin-nickel finish.

FAMILY ROOM ADDITION

In a style appropriate to the existing house, add a 16-by-25-foot room on a crawlspace foundation with vinyl siding and fiberglass shingle roof. Include drywall interior with fiberglass insulation, pre-finished hardwood floor, and 180 square feet of glazing including windows, atrium-style exterior doors, and two operable skylights. Tie into existing HVAC. Add electrical system to code, including 12 recessed ceiling lights.

GARAGE ADDITION

Construct a 26-by-26-foot freestanding two-car garage, including footings and slab-on-grade foundation, 2x4 wood frame with

Project Descriptions continued

OSB structural sheathing, and gable truss roof at 6/12 pitch. Install 25-year asphalt shingle roofing with galvanized metal flashing; vinyl siding and trim. Install five double-hung 30-by-48-inch vinyl windows; one 3-0/6-8 exterior door with half-glass and lockset; and two composite 9-by-8-foot overhead doors with motorized openers. Include 100-amp breaker at main house panel and 50 linear feet of trench buried conduit to feed new electrical subpanel. Provide electrical wiring for openers; three-way switching for fluorescent ceiling fixtures over each bay; three-way switching for two exterior spotlights; outlets to code. Interior wall, floors, and ceilings remain unfinished.

GARAGE DOOR REPLACEMENT

Remove and dispose of existing 16-by-7-foot garage door and tracks. Install new 4-section garage door on new galvanized steel tracks; reuse existing motorized opener. New door is uninsulated, single-layer, embossed steel with two coats of baked-on paint, galvanized steel hinges, and nylon rollers; 10-year limited warranty.

HOME OFFICE REMODEL

Convert an existing 12-by-12-foot room to a home office. Install custom cabinets to include 20 linear feet of laminate desktop, computer workstation, and wall cabinet storage. Rewire room for computer, fax machine, and other electronic equipment, as well as cable and telephone lines. Include drywall interior, painted trim, and commercial-grade carpeting.

MAJOR KITCHEN REMODEL

Update an outmoded 200-square-foot kitchen with a functional layout of 30 linear feet of semi-custom wood cabinets, including a 3-by-5-foot island; laminate countertops; and standard double-tub stainless-steel sink with standard single-lever faucet. Include energy-efficient wall oven, cooktop, ventilation system, built-in microwave, dishwasher, garbage disposal, and custom lighting. Add new resilient flooring. Finish with painted walls, trim, and ceiling.

MASTER SUITE ADDITION

Add a 24-by-16-foot master bedroom suite over a crawlspace. Include walk-in closet/dressing area, whirlpool tub in ceramic tile platform, separate 3-by-4-foot ceramic tile shower, and double-bowl vanity with solid-surface countertop. Bedroom floor is carpet; bathroom floor is ceramic tile. Painted walls, ceiling, and trim. General and spot lighting, exhaust fan; electrical wiring to code.

MINOR KITCHEN REMODEL

In a functional but dated 200-square-foot kitchen with 30 linear feet of cabinetry and countertops, leave cabinet boxes in place but replace fronts with new raised-panel wood doors and drawers, including new hardware. Replace wall oven and cooktop with new energy-efficient models. Replace laminate countertops; install midpriced sink and faucet. Repaint trim, add wall covering, and remove and replace resilient flooring.

ROOFING REPLACEMENT

Remove existing roofing to bare wood sheathing and dispose of properly. Install 30 squares of 235-pound fiberglass asphalt shingles (min. 25-year warranty) with new felt underlayment, galvanized drip edge, and mill-finish aluminum flashing. Assume a 5-square hip roof; custom flashing at two average-size skylights; and custom cap treatment at vented ridge.

SIDING REPLACEMENT

Replace 1,250 square feet of existing siding with new vinyl siding, including all trim.

SUNROOM ADDITION

Construct a 200-square-foot sunroom addition, including footings and slab-on-grade foundation. Post-and-beam framing exposed on interior side. Wall glazing: vinyl or aluminum clad awning and casement windows with low-E, laminated or tempered glazing and screens. Roof glazing: 10 large aluminum-clad venting skylights with screens. Provide ceiling fan; insulate all non-glass areas; provide movable shades for glass area. Quarry tile or equal on floor.

TWO-STORY ADDITION

Add a first-floor family room and a second-floor bedroom with full bathroom in a 24-by-16-foot two-story wing over a crawlspace. Add new HVAC system to handle addition; electrical wiring to code.

Family room: Include a prefabricated gas fireplace; 11 3-by-5-foot double-hung insulated clad-wood windows; an atrium-style exterior door; carpeted floors; painted drywall on walls and ceiling; and painted trim.

Bathroom: 5 by 8 feet. Include a one-piece fiberglass tub/shower unit; standard white toilet; wood vanity with solid-surface countertop; resilient vinyl flooring; and mirrored medicine cabinet with built-in light strip; papered walls; and painted trim; exhaust fan. Bedroom: Include walk-in closet/dressing area; carpet; painted walls, ceiling, and trim; general and spot lighting.

WINDOW REPLACEMENT (VINYL)

Replace 10 existing 3-by-5-foot double-hung windows with insulated vinyl replacement windows. Wrap existing exterior trim as required to match. Do not disturb existing interior trim.

WINDOW REPLACEMENT (WOOD)

Replace 10 existing 3-by-5-foot double-hung windows with insulated wood replacement windows, exterior clad in vinyl or aluminum. Wrap existing exterior trim as required to match. Do not disturb existing interior trim.

Upscale

BATHROOM ADDITION

Add a new 100-square-foot master bathroom to existing master bedroom over a crawlspace. Include 42-by-42-inch neo-angle shower with ceramic tile walls with accent strip, recessed shower caddy, body-spray fixtures, and frameless glass enclosure. Include a customized whirlpool tub; stone countertop with two sinks; two mirrored medicine cabinets with lighting; a compartmentalized commode area with one-piece toilet; and a humidistat-controlled exhaust fan. Use all color fixtures. Use larger matching ceramic tiles on the floor, laid on the diagonal with ceramic tile base molding.

Project Descriptions continued

Add general and spot lighting including waterproof shower fixture. Cabinetry shall include a custom drawer base and wall cabinets for a built-in look. Extend HVAC system, and include electric in-floor heating and heated towel bars.

BATHROOM REMODEL

Expand an existing 35-square-foot bathroom to 100 square feet within existing house footprint. Relocate all fixtures. Include 42-by-42-inch neo-angle shower with ceramic tile walls with accent strip, recessed shower caddy, body-spray fixtures, and frameless glass enclosure. Include a customized whirlpool tub; stone countertop with two sinks; two mirrored medicine cabinets with lighting; a compartmentalized commode area with one-piece toilet; and a humidistat-controlled exhaust fan. Use all color fixtures. Use larger matching ceramic tiles on the floor, laid on the diagonal with ceramic tile base molding. Add general and spot lighting including waterproof shower fixture. Cabinetry shall include a custom drawer base and wall cabinets for a built-in look. Extend HVAC system, and include electric in-floor heating and heated towel bars.

DECK ADDITION (COMPOSITE)

Add a 16-by-20-foot deck using pressure-treated joists supported by 4x4 posts anchored to concrete piers. At one corner, add a second, 10-foot-diameter six-sided platform one step down from the main deck. Include stairs on the smaller deck, assuming three steps to grade. Install composite deck material in a simple linear pattern. Trim the perimeter joists and wrap the 4x4 posts with composite materials to match the decking. Using the same decking material, include a built-in bench and planter along one 16-foot side. On the remaining perimeter, provide a railing system using composite material of contrasting or complementary colors that includes decorative balusters, post caps, and lighting. Railing and trim should provide for overall curb appeal to the outdoor living space by integrating the deck with the home's color and architecture, creating a custom look.

GARAGE ADDITION

For the same midrange two-car garage, add interior wall finish using moisture-resistant drywall on ceiling and three walls. At rear wall, install modular storage systems including wall panels, upper and lower storage cabinets with work surfaces, and required task lighting. Trim all windows and doors and provide base molding at perimeter; paint all trim, ceiling, and walls. Finish cement floor with color, slip-resistant epoxy sealer.

GARAGE DOOR REPLACEMENT

Remove and dispose of existing 16x7-foot garage door and tracks. Install new 4-section garage door on new heavy-duty galvanized steel tracks; reuse existing motorized opener. New door is high tensile strength steel with two coats of factory-applied paint and foam insulated to minimum R-12 with thermal seals between pinch-resistant panels. Windows in top panel are ½-inch insulated glass. Hardware includes galvanized steel hinges and ball-bearing urethane rollers. Lifetime warranty.

GRAND ENTRANCE (FIBERGLASS)

Remove existing 3-0/6-8 entry door and cut and reframe opening for a 12-36-12 entrance door with dual sidelites. Move double-gang electrical box with two switches. Fiberglass door blank matches upscale entry, including color, threshold, lockset, and decorative half-glass; sidelites match door. PVC-wrapped exterior trim in color to match existing trim; wider interior colonial or ranch casings (3.5-inch to cover new jack studs) in hardwood stained to match door. All work to be completed in one day.

MAJOR KITCHEN REMODEL

Update outmoded 200-square-foot kitchen with 30 linear feet of top-of-the-line custom cherry cabinets with built-in sliding shelves and other interior accessories. Include stone countertops with imported ceramic- or glass-tile backsplash; built-in refrigerator, cooktop, and 36-inch commercial grade range and vent hood; built-in warming drawer, trash compactor, and built-in combination microwave and convection oven. Install high-end undermount sink with designer faucets and built-in water filtration system.

Add new general and task lighting including low-voltage undercabinet lights. Install cork flooring, cherry trim.

MASTER SUITE ADDITION

Add a 32-by-20-foot master bedroom suite over a crawlspace.

Bedroom: Add a spacious sleeping area with lounging/sitting area adjacent to large master bathroom. Include custom bookcases and built-in storage with millwork details; high-end gas fireplace with stone hearth and custom mantle; and large walk-in closet/dressing area with natural light, mirrors, and linen storage. Add French doors to exterior.

Bathroom: Include a large walk-in shower with dual-shower system, stone shower walls and floor, and custom frameless glass enclosure. Add corner-design whirlpool tub bordered on two sides by windows and built into granite or marble platform with custom cabinet front. Include two sinks in separate custom vanities with stone countertops and large mirrors. Create partitioned area for luxury one-piece toilet.

General: Add 5-foot-long hospitality center with bar sink, undercounter refrigerator, custom cabinetry, granite or marble countertop, and microwave. Include soundproofing, in-floor heating, custom wall finishes and hardware, general and spot lighting, and lighting controls.

ROOFING REPLACEMENT

Remove existing roofing to bare wood sheathing and dispose of properly. Install 30 squares of standing-seam metal, formed on site into 16-inch panels using factory-enameled roll steel; double-lock all seams. Use custom brake-bent flashing from same material for drip edge and all flashing at roof-wall intersections. Assume a 5-square hip roof; custom flashing at two average-sized skylights; and custom cap treatment at vented ridge. Apply over new felt underlayment; use ice-and-water membrane at eaves, valleys, and all penetrations.

Project Descriptions continued

SIDING REPLACEMENT (FIBER-CEMENT)

Replace 1,250 square feet of existing siding with new fiber-cement siding, factory primed and factory painted. Include all 4/4 and 5/4 trim using either fiber-cement boards or cellular PVC.

SIDING REPLACEMENT (FOAM-BACKED VINYL)

Replace 1,250 square feet of existing

siding with new foam-backed vinyl siding, including factory trim at all openings and corners.

WINDOW REPLACEMENT (VINYL)

Replace 10 existing 3-by-5-foot double-hung windows with insulated, low-E, simulated-divided-lite vinyl windows. Simulated wood-grain interior finish; custom-color exterior finish. Trim exterior to match existing; do not disturb existing interior trim.

WINDOW REPLACEMENT (WOOD)

Replace 10 existing 3-by-5-foot double-hung windows with insulated, low-E, simulated-divided-lite wood windows. Interior finish of stained hardwood; exterior finish of custom-color aluminum cladding. Trim exterior to match existing; do not disturb existing interior trim.

Reuse and Licensing of Data

The Remodeling 2010–11 Cost vs. Value Report (“The Report”) contains copyrighted material that is being made available in free downloadable PDF documents as a public service. Any reuse without express permission is prohibited, including but not limited to the following:

- **RESALE.** Under no circumstances may The Report, whether in whole or part, be reproduced and sold in any format, including print, digital, electronic file, fax, or other medium.
- **PUBLICATION OF DATA.** Data from The Report may not be distributed or published in any format, including print, digital, electronic file, fax, or other medium without obtaining express permission.
- **APPLICATIONS/SOFTWARE.** None of the national, regional, or city data, whether in whole or part, may be incorporated by you or any third party for use in any kind of computer- or Web-based application, calculator, database, or other automated, electronic, or digital device, instrument, or software except as licensed by Hanley Wood (see “Obtaining Permission to Use the 2010–11 Cost vs. Value Report,” below).

OBTAINING PERMISSION TO USE THE 2010–11 COST VS. VALUE REPORT

For permission to license, reprint, republish, or reuse the data, send a request via e-mail to costvsvaluepermissions@hanleywood.com, and include the following:

- a description of the medium or media in which the data will appear (e.g., book, magazine, online story, etc.), or the application or calculator in which the data will be used. If the data will appear online, include the length of time the material will be published.
- a detailed description of the material you are seeking permission to use (specific projects, cities, etc.); alternatively, you may include the actual excerpt or data you are seeking permission to use.

CITATION GUIDELINES


When citing The Report as a source, refer to it as the “Remodeling 2010–11 Cost vs. Value Report” and include the URL www.costvsvalue.com, as in the following examples:

“... according to the Remodeling 2010–11 Cost vs. Value Report (www.costvsvalue.com) ...” or

“... as compiled in the Remodeling 2010–11 Cost vs. Value Report (www.costvsvalue.com)”

Cost ^{VS} Value

Report



The 2010-11 REMODELING Cost vs. Value Report has been brought to you thanks to the following companies.



GE Money



JamesHardie



Built around you.
www.marvin.com



INNOVATIONS FOR LIVING™

Insulation Solutions



INNOVATIONS FOR LIVING™

Roofing & Asphalt, LLC



Get the purchasing power you need

GE Money provides affordable financing for just about anything in, on or around the home.

Get access to special financing offers* to help manage your home improvement budget through a GE-approved contractor.

Visit www.gemoney.com and click on the Business Locator to find a contractor in your area.

Let us help make your dreams a reality!

*Subject to credit approval.



imagination at work

gemoney.com

Exterior Expressions

Siding + Trim + Soffit + Fascia + Custom Color Palette = *infinite possibilities*



JamesHardie

Your home is the most important place on earth. So don't let anything compromise it. Ask for James Hardie® siding. Unlike vinyl siding, it gives a home the character and beauty of wood, while resisting rotting and cracking. James Hardie® Complete Exterior gives you infinite design possibilities to express yourself. Find the products and shades to express yourself at FindMyShade.com



© 2010 James Hardie Technology Limited. AD10101



Morning Star
Bamboo Flooring



BellaWood
Solid Prefinished
Hardwood Flooring



Handscraped Flooring

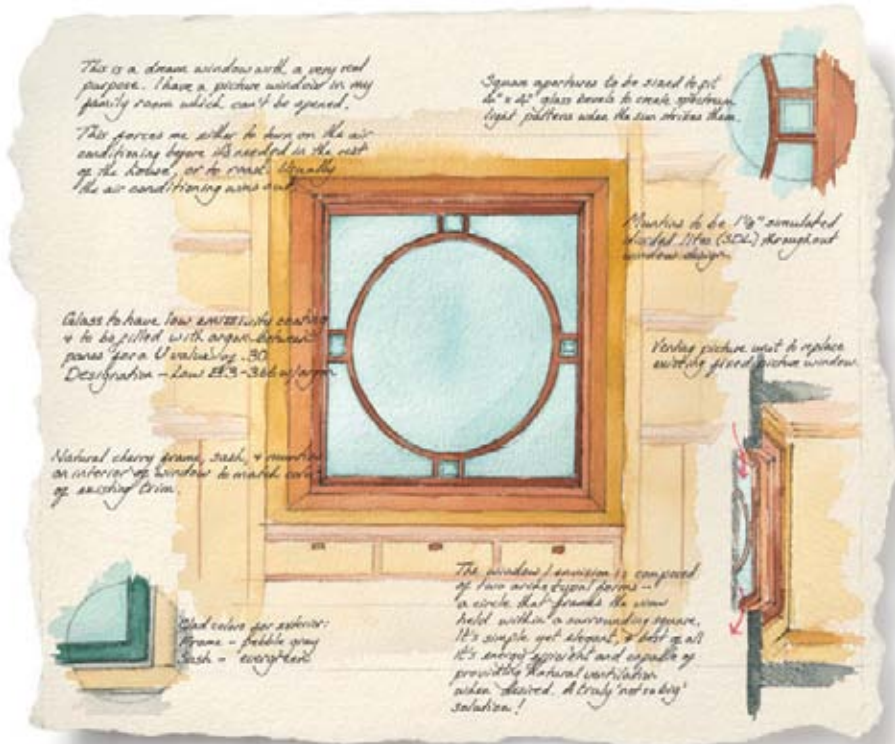
The **BEST** selection of Hardwood Flooring

- Mill-direct buying power
- Exotic & domestic hardwood
- Bamboo, cork and laminate
- First quality, full warranty flooring brands
- 340+ varieties available
- Over 200 stores nationwide

HARDWOOD FLOORS FOR LESS!
LUMBER LIQUIDATORS
www.lumberliquidators.com
1-800-HARDWOOD


For a FREE catalog or a store near you call 1-800-HARDWOOD or go to lumberliquidators.com.

If you could design your dream window, what would it be?



Create windows and doors uniquely your own. Whether remodeling, replacing or building new. Get inspired by the myMarvin Project artists, the latest home design trends, or all the new products at myMarvin.com




myMarvin by 
 Sarah Susanka, FAIA architect/author
 The Not So Big House series

MARVIN 
 Windows and Doors
 Built around you.[®]
myMarvin.com

©2010 Marvin Windows and Doors. All rights reserved. ®Registered trademark of Marvin Windows and Doors. 1-800-241-9450

DREAM SPACE




DOWNSTAIRS



www.1800BASEMENT.com



 **BASEMENT FINISHING SYSTEM™**
 1-800-BASEMENT.COM



More Than Just the Basement:

Just because the basement is the lowest level of the house doesn't mean it has to be at the bottom of the list of rooms to renovate. As homeowners look to gain more usable space from their home, a growing trend is emerging: remodeling basements. Finishing a basement, however, is a complicated job and generally beyond the scope of most do-it-yourself homeowners. One of the quickest and easiest ways to finish your basement is with a finishing system like the Owens Corning Basement Finishing System™. Wall panels with built-in thermal and acoustic insulation are professionally installed around the room. Mold and mildew resistant, the durable, dent- and stain-resistant

panels easily turn a concrete basement into usable living space without the months-long disruption and mess of a traditional drywall remodel. The Basement Finishing System™ allows you to convert your basement in about two weeks. "These customers tell us that their new basement becomes a room they can't wait to use, rather than one they feel obligated to use because the space is there. Homeowners are pleasantly surprised by the speed of this building process, especially if they've been through a traditional drywall remodel before." -Todd Hall Owens Corning Business Manager.

Call 1-800-BASEMENT to learn more



INNOVATIONS FOR LIVING®



Come home to COMFORT

Owens Corning Insulation can mean great savings too

There is an easy and affordable way to make a home more comfortable plus lower energy bills all year round—you can start by adding insulation in your attic. Installing Owens Corning Insulation offers a number of great benefits:

- Keeps homes warmer in the winter and cooler in the summer
- Saves up to 20%* on heating and cooling energy bills
- Lowers energy consumption and helps save our natural resources
- Provides even greater energy efficiency to any area of your home when used with Insulating Essentials
- Offers the peace of mind that comes with using Owens Corning PINK™ Fiberglas™ Insulation

Visit <http://insulation.owenscorning.com/homeowners/get-insulation/> to find an installer. Do it yourself? Visit your nearest Home Depot, or use our retail locator found at the URL above.



*http://www.energystar.gov/index.cfm?c=home_sealing,hm_improvement_methodology. Savings vary. Find out why in the seller's fact sheet on R-values. Higher R-values mean greater insulating power. THE PINK PANTHER™ & © 1964–2010 Metro-Goldwyn-Mayer Studios Inc. All Rights Reserved. The color PINK is a registered trademark of Owens Corning. ©2010 Owens Corning.

Colors inspired by nature.
And designed
to make an impression.



Duration® Premium Designer Colors Collection Sand Dune

The Duration® Series Shingles Designer Colors Collection.

People want to add more color to their homes. And color is just what they'll get with our Designer Colors Collection. Five captivating combinations, each uniquely designed to enhance a home's beauty and appearance. Nature inspired us. Now let us inspire you.

Visit designershingles.com for a closer look at these exciting new colors.



INNOVATIONS FOR LIVING®

Owens Corning Roofing & Asphalt, LLC.
Printed in U.S.A. THE PINK PANTHER™ & © 1964–2010 Metro-Goldwyn-Mayer Studios Inc. All Rights Reserved. The color PINK is a registered trademark of Owens Corning. ©2010 Owens Corning.

2 UTILITY KNIVES IN 1

CAN ALTERNATE BETWEEN APPLICATIONS FOR MORE EFFICIENT WORK



The **Bostitch® Twin Blade Utility Knife** allows you to alternate between different applications without having to stop and change blades. Simply retract one blade and extend the other to toggle between a hooked blade and standard blade in just seconds. Think of all that time you save.

Cut your downtime to a minimum...put **Bostitch®** cutting edge technology to work for you.

STANLEY
BOSTITCH
www.bostitch.com

© 2010 Stanley Black & Decker, Inc.



Always Make A **GREAT** ENTRANCE

Fiber-Classic® Mahogany Collection™

Get the look and feel of rich Mahogany wood without compromising on performance.

Therma-Tru's Fiber-Classic Mahogany Collection also:

- Offers a range of styles, sizes and decorative glass options
- Delivers a better long-term return on investment than either wood or steel through proven features that provide improved security, longer lasting performance, lower maintenance and a look that will last
- Carries a full system, limited lifetime, warranty

**LIMITED
LIFETIME
WARRANTY**



THERMA-TRU®
DOORS



You want sustainability? We've got it.

The Inside Advantage™ team presents an easy way to integrate sustainability: the Whirlpool® Eco-Efficient Kitchen, featuring the industry's most energy-efficient side-by-side refrigerator, a water-saving dishwasher and two energy-saving cooking appliances. insideadvantage.com



ENERGY | WATER | INDOOR AIR QUALITY

®Registered trademark/TM Trademark of Whirlpool, U.S.A., KitchenAid, U.S.A. Jenn-Air, U.S.A. or Maytag Corporation or its related companies. ©2010. All rights reserved. All other trademarks are owned by their respective companies.