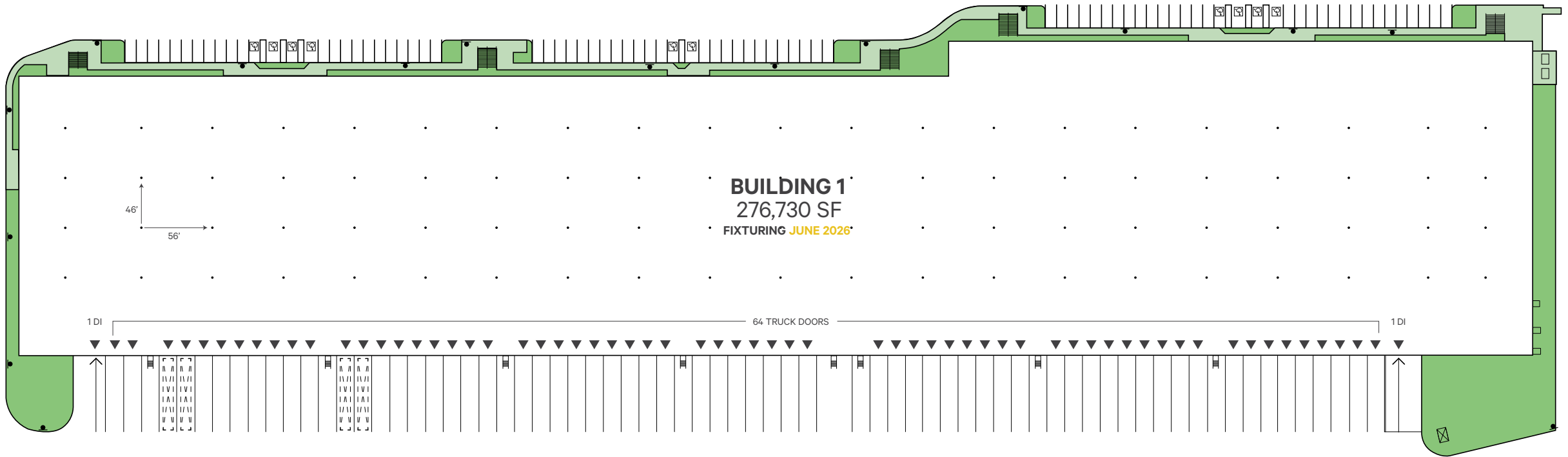



FLOOR PLAN 1



BUILDING SPECIFICATIONS:

	SIZE (SF)	CLEAR HEIGHT	BLDG DEPTH	SHIPPING	BAY SIZE	SHIPPING COURT	CAR PARKING	TRAILER STALLS	POWER	FIXTURING
BUILDING 1	276,730	36'	221'-249'	64 TL, 2 DI	46' x 56'	138'	175	0	2,500A	June 2026


FLOOR PLAN 2



BUILDING SPECIFICATIONS:

	SIZE (SF)	CLEAR HEIGHT	BLDG DEPTH	SHIPPING	BAY SIZE	SHIPPING COURT	CAR PARKING	TRAILER STALLS	POWER	FIXTURING
BUILDING 2	570,014	40'	500'	120 TL, 4DI	42' x 56'	138'	337	89	3,000A	Immediate

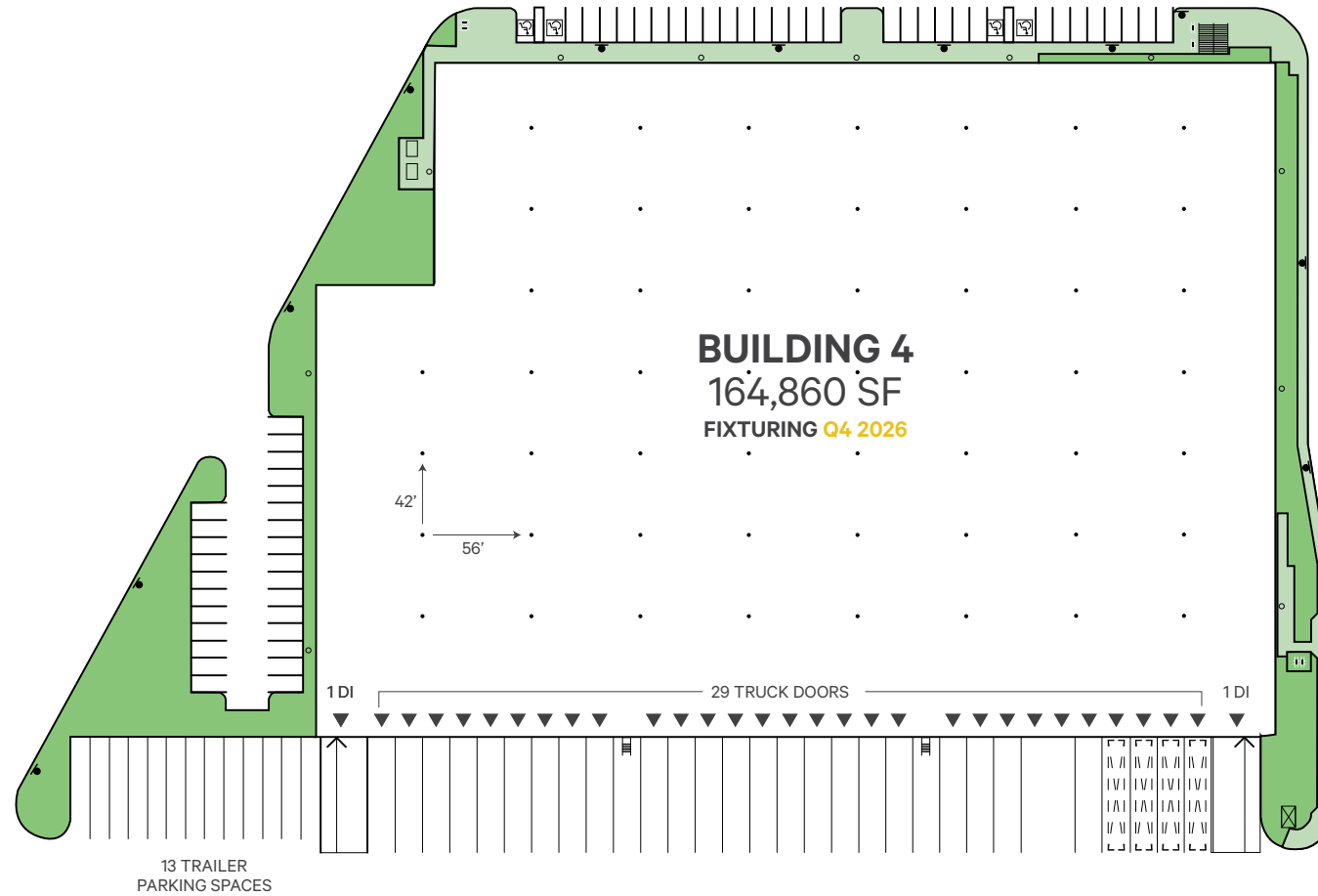
FLOOR PLAN 3



BUILDING SPECIFICATIONS:

	SIZE (SF)	CLEAR HEIGHT	BLDG DEPTH	SHIPPING	BAY SIZE	SHIPPING COURT	CAR PARKING	TRAILER STALLS	POWER	FIXTURING
BUILDING 3	299,969	40'	380'	41 TL, 3 DI	45' x 56'	131'	187	13	2,500A	Q3 2026

FLOOR PLAN 4



BUILDING SPECIFICATIONS:

	SIZE (SF)	CLEAR HEIGHT	BLDG DEPTH	SHIPPING	BAY SIZE	SHIPPING COURT	CAR PARKING	TRAILER STALLS	POWER	FIXTURING
BUILDING 4	164,860	36'	347'	29 TL, 2 DI	42' x 56'	131'	98	13	1,600A	Q4 2026