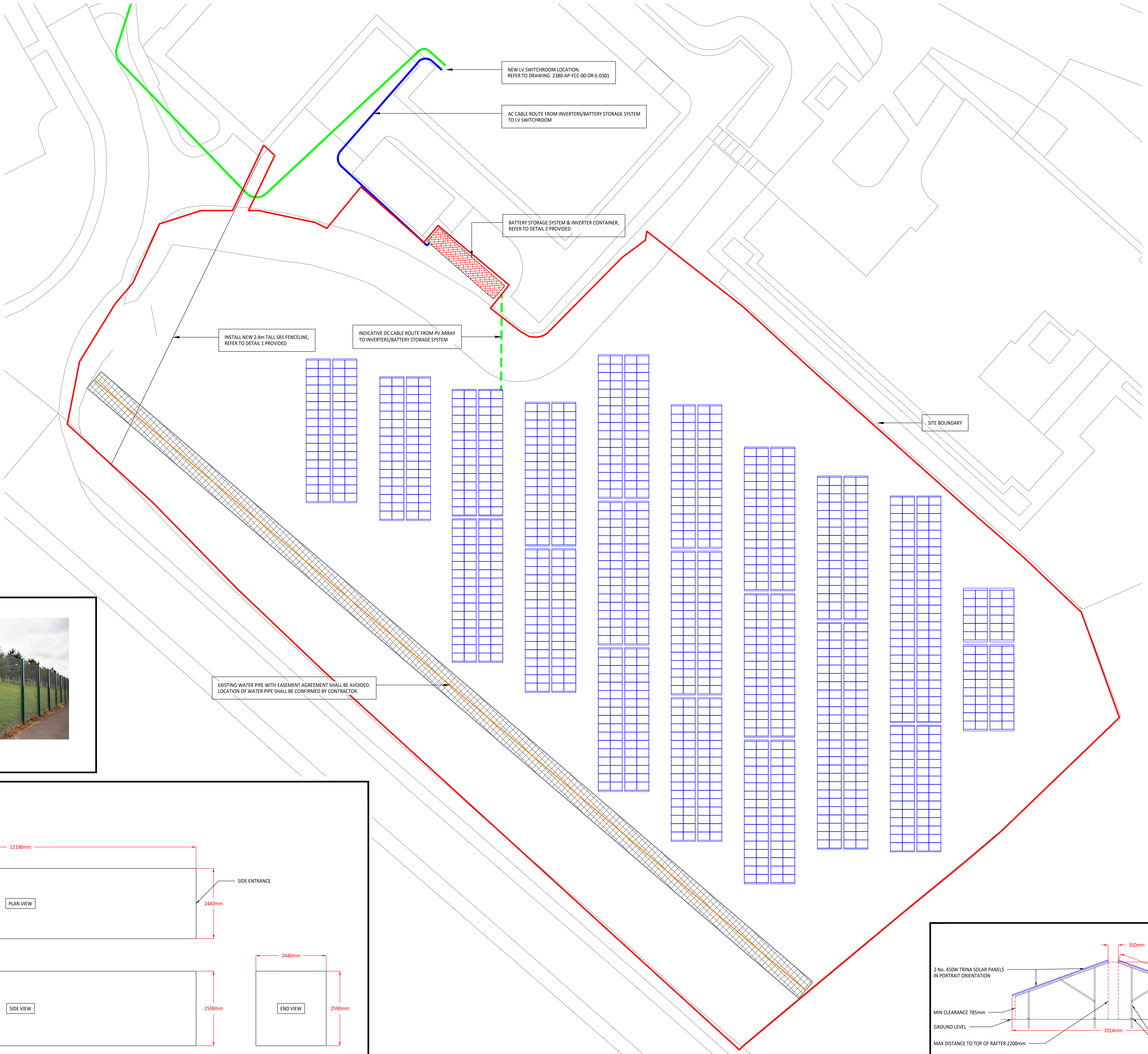


LEGEND

- SOLAR PANEL WITH 450W POWER OUTPUT
TRINA SOLAR TSM-450-CE00R OR VERTEX S
OUTDOOR IP64 RATED INVERTER & BATTERY STORAGE CONTAINER
ALPHA ES STOREP1250
LV CABLE ROUTE
DC CABLE ROUTE
FROM PV ARRAY TO INVERTERS/BATTERY STORAGE SYSTEM
AC CABLE ROUTE
FROM INVERTERS/BATTERY STORAGE SYSTEM TO LV SWITCHROOM

ABBREVIATIONS

NGED - NATIONAL GRID ELECTRICITY DISTRIBUTION



INSTALL NEW 2.4m TALL SR1 FENCELINE,
REFER TO DETAIL 1 PROVIDED

INDICATIVE DC CABLE ROUTE FROM PV ARRAY
TO INVERTERS/BATTERY STORAGE SYSTEM


NEW LV SWITCHROOM LOCATION,
REFER TO DRAWING: Z380-AP-FCC-00-DR-E-0301

AC CABLE ROUTE FROM INVERTERS/BATTERY STORAGE SYSTEM
TO LV SWITCHROOM

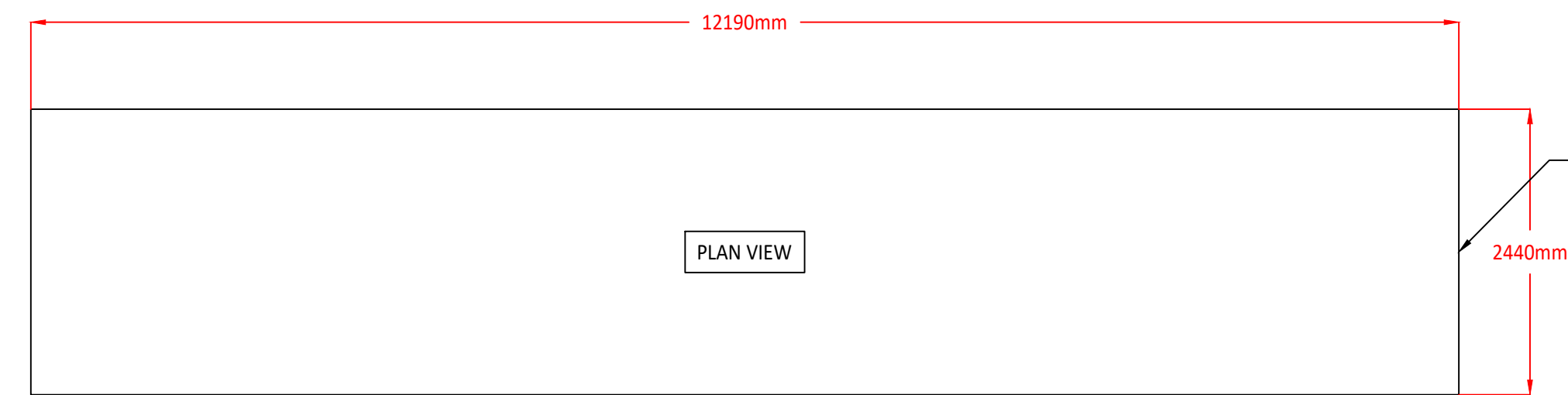
BATTERY STORAGE SYSTEM & INVERTER CONTAINER,
REFER TO DETAIL 2 PROVIDED

SITE BOUNDARY

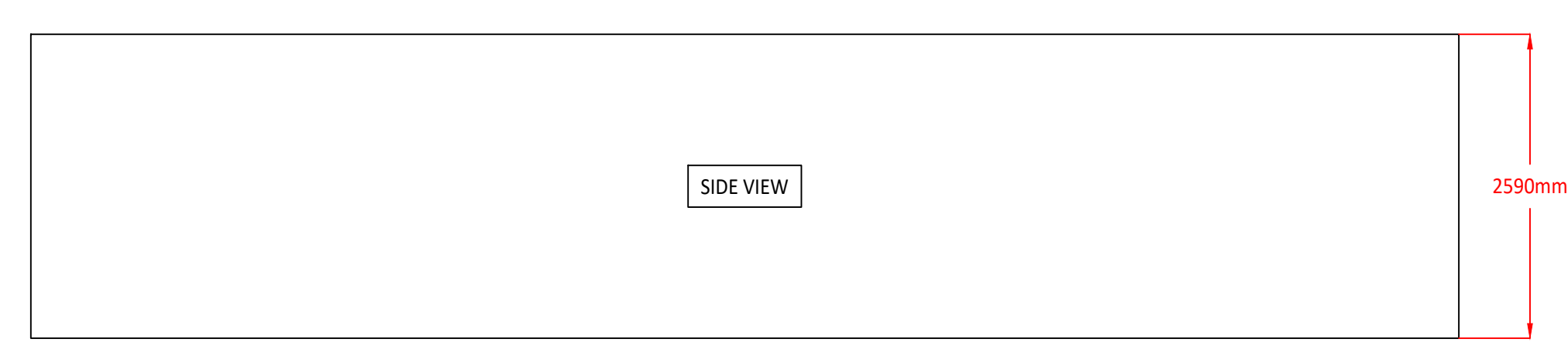
EXISTING WATER PIPE WITH EASEMENT AGREEMENT SHALL BE AVOIDED.
LOCATION OF WATER PIPE SHALL BE CONFIRMED BY CONTRACTOR.



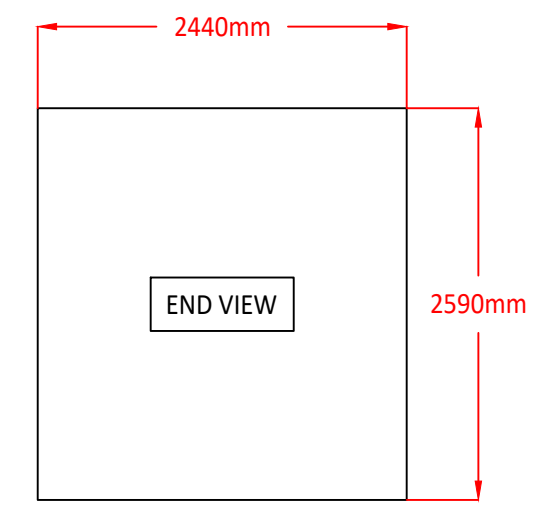
DETAIL 1 -
SR1 FENCE



PLAN VIEW

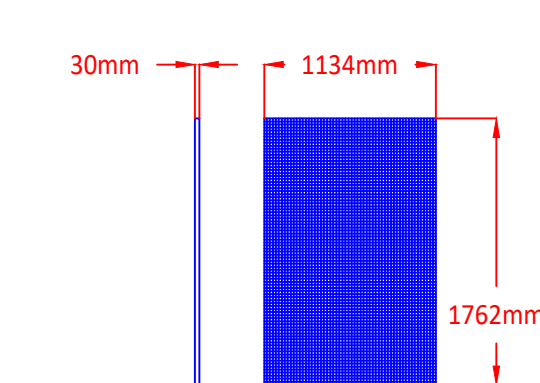


SIDE VIEW

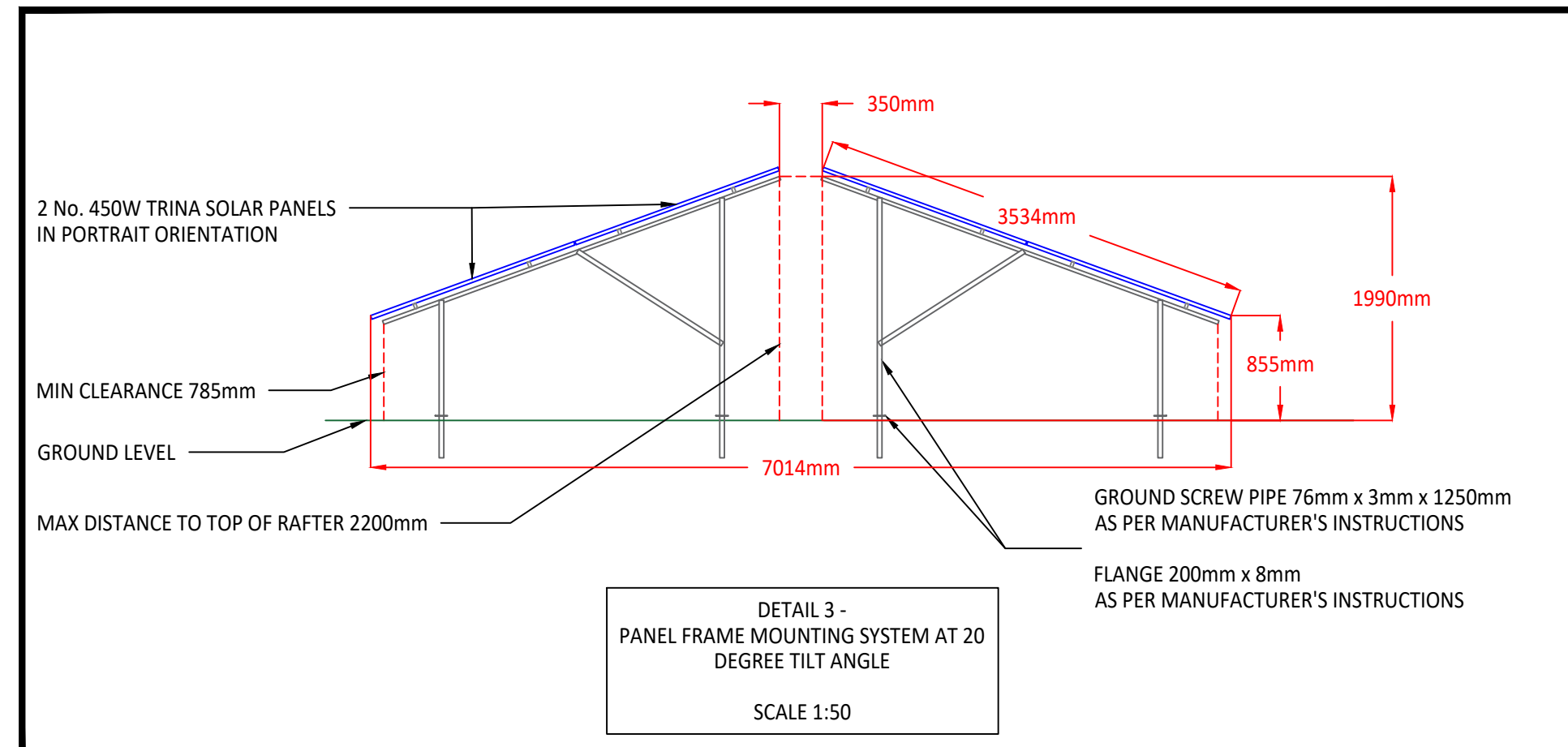


END VIEW

DETAIL 2 -
40-FOOT CONTAINER FOR INVERTER AND
BATTERY STORAGE
SCALE 1:50



DETAIL 4 -
SOLAR PANEL
PLAN AND SIDE VIEWS
SCALE 1:50



DETAIL 3 -
PANEL FRAME MOUNTING SYSTEM AT 20
DEGREE TILT ANGLE
SCALE 1:50

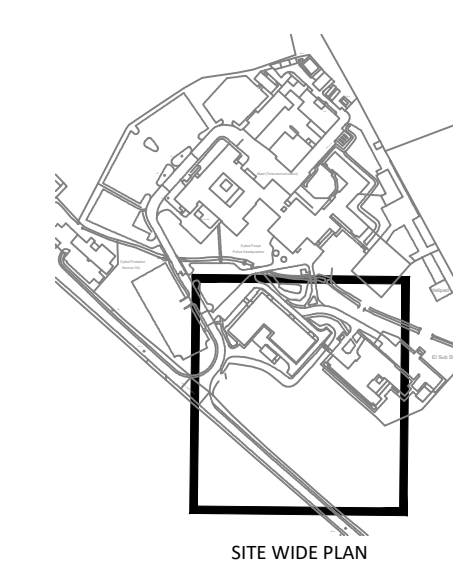
CDM REGULATIONS 2015

THE FOLLOWING NOTES HIGHLIGHT SIGNIFICANT RESIDUAL HAZARDS & RISKS IDENTIFIED BY THE DESIGNER. TYPICAL HAZARDS THAT SHOULD BE IDENTIFIED BY A COMPETENT CONTRACTOR ARE NOT INCLUDED. THE CONTRACTOR SHALL CARRY OUT THE WORKS USING AN APPROVED SAFE SYSTEM OF WORK.

REFERENCE	DESCRIPTION
	THIS SYMBOL IS USED TO SIGNIFY UNUSUAL OR SIGNIFICANT HAZARDS OR INFORMATION THAT CANNOT BE EFFECTIVELY MITIGATED.
	THIS SYMBOL SERVES TO HIGHLIGHT IMPORTANT AND PERTINENT SAFETY INFORMATION.
	THIS SYMBOL INDICATES MANDATORY ACTIONS THAT THE CONTRACTOR MUST TAKE TO MITIGATE RISKS.
	THIS SYMBOL IS EMPLOYED TO DESIGNATE ACTIONS THAT SHOULD BE REFRAINED FROM OR PROHIBITED.

DRAWING NOTES:

1. THE COPYRIGHT OF THIS DRAWING IS VESTED IN ANDERSON PARSLAW LTD AND IT MAY NOT BE REPRODUCED IN WHOLE OR PART OR USED FOR THE MANUFACTURE OF ANY ARTICLE WITHOUT THE EXPRESS PERMISSION OF THE COPYRIGHT HOLDERS.
2. WORK TO FIGURED DIMENSIONS ONLY.
3. THIS DRAWING IS TO BE READ IN CONJUNCTION WITH ALL RELEVANT ARCHITECT'S, STRUCTURAL ENGINEER'S AND EMPLOYERS REQUIREMENTS DRAWINGS AND SPECIFICATIONS.



SITE WIDE PLAN

PS	PRELIMINARY ISSUE	DM	24/06/25
RS	PRELIMINARY ISSUE	RS	15/06/25
PS	PRELIMINARY ISSUE	RS	09/06/25
P2	PRELIMINARY ISSUE	RS	05/06/25
P1	PRELIMINARY ISSUE	RS	30/03/25
REV:	DESCRIPTION:	REV:	DATE:



CLIENT:
DYFED POWYS POLICE

ARCHITECT:

PROJECT TITLE:
DPP CAMARTHEN HQ PV FEASIBILITY STUDY

DRAWING TITLE:
ELECTRICAL SERVICES
EXTERNAL SERVICES
PHOTOVOLTAIC (PV) SYSTEM

ISSUED DRAWING INFORMATION:			
DRAWN: VA	CHECKED: RS	DATE: 16/09/24	SCALE @A0: 1:200
PROJECT No: AP2380	SHEET No: PRELIMINARY ISSUE	SHEET No: 1 of 1	REVISION: P5
DRAWING No: Z380-AP-XX-XX-DR-E-0300			